

Tests and measurements are made on a lamp after fonctionnement during 15 minutes

Horizontal luminous intensity (EN14744)

Range of the navigation light (nm)	Operational luminous intensity (Cd)	Minimum luminous intensity to be measured in the laboratory (Cd)
1	0.9	1.1
2	4.3	5.4
3	12	15

Red sector

Luminous intensity (Cd)			Chromaticity	
right	middle	left	X	Y
6.7	9.5	6	0.703	0.296

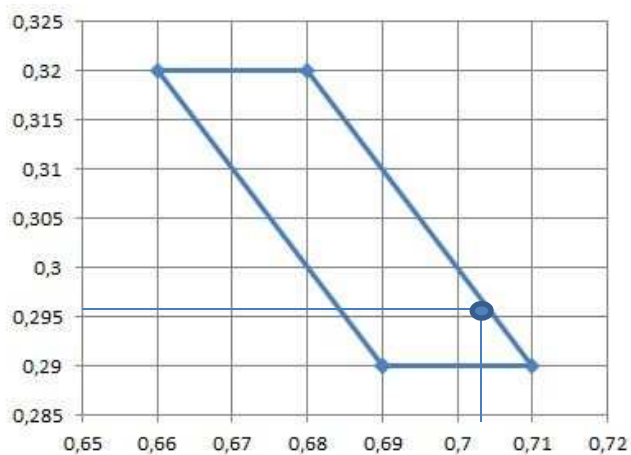
Green sector

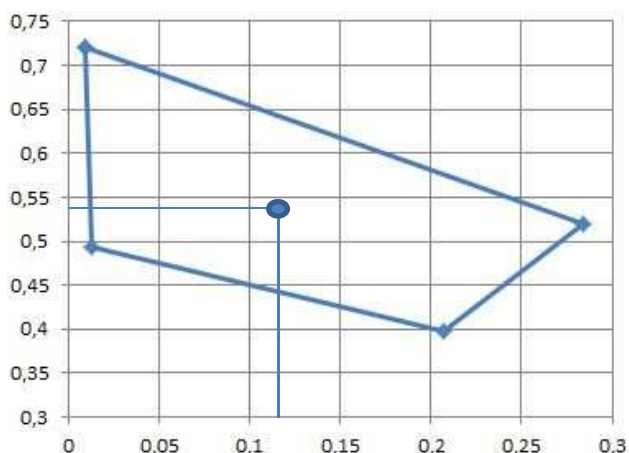
Luminous intensity (Cd)			Chromaticity	
right	middle	left	X	Y
9.8	14.7	10.2	0.119	0.544

White sector

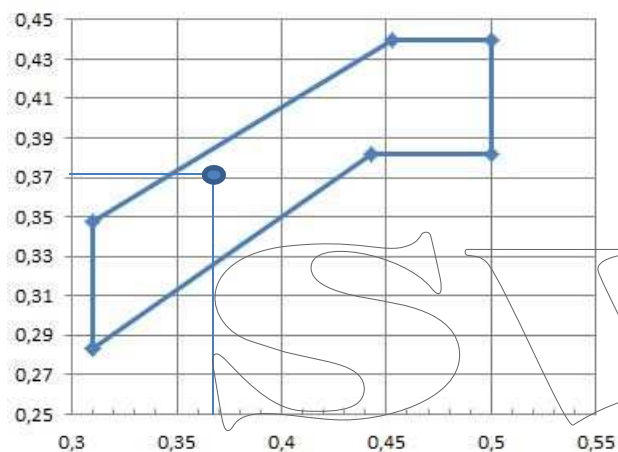
Luminous intensity (Cd)			Chromaticity	
right	middle	left	X	Y
9.7	13.7	9.4	0.371	0.369

Standard chromaticity areas with EN 14744

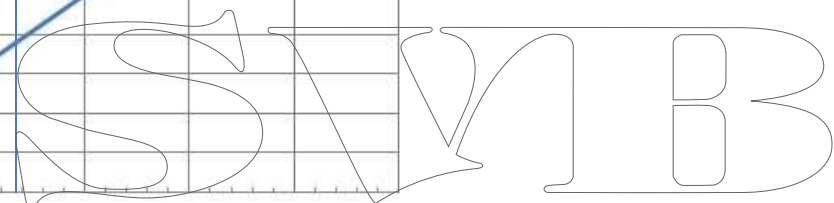




GREEN



WHITE



Vertical luminous intensity distribution (comparison with luminous intensity at 0°)

The vertical sectors of electric lights as fitted, with the exception of lights on sailing vessels underway shall ensure that:

at least the required minimum intensity is maintained at all angles from 5 degrees above to 5 degrees below the horizontal;

at least 60 percent of the required minimum intensity is maintained from 7.5 degrees above to 7.5 degrees below the horizontal.

In the case of sailing vessels underway the vertical sectors of electric lights as fitted shall ensure that:

at least the required minimum intensity is maintained at all angles from 5 degrees above to 5 degrees below the horizontal;

at least 50 percent of the required minimum intensity is maintained from 25 degrees above to 25 degrees below the horizontal.

Inclination (°)	-35	-30	-25	-20	-15	-10	-7,5	-5	-2,5	0
Luminous intensity (%)	3	37	38	48	47	48	59	62	94	100

Inclination (°)	0	2,5	5	7,5	10	15	20	25	30
Luminous intensity (%)	100	109	104	83	66	67	106	104	64

(These measurements are made on white sector)